

Inequality Reduction as a Global Goal: The Nature and Logic of SDG 10

Charles Gore

Non-Resident Senior Research Fellow, UNU-WIDER

Presentation at UNU-WIDER Seminar, Helsinki, 19 June 2019

NOT Poverty Reduction as a Global Goal BUT Inequality Reduction as a Global Goal

Key Underlying Questions

1. What kind of “thing” are global goals?
2. How must inequality research change – in terms of descriptions, explanations and normative judgements – after inequality reduction has been adopted as a global goal and not simply a national goal?
3. What is the nature and logic of SDG 10 – *Reduce Inequality within and between Countries* – and what does agreeing SDG 10 mean?

Organization of the Presentation

1. What Kind of “Thing” are Global Goals?
2. Some Global Inequality Facts and Forecasts
3. The Logic of SDG 10: A “Counter-Factual”
4. The Nature and Logic of SDG 10

Section 1: What Kind of “Thing” are Global Goals?

Examples of Global Goals

- *“Stabilize greenhouse gas emissions at a level that prevents dangerous climate change”* which was agreed in the Earth Summit in Rio de Janeiro in 1992 and is inscribed as Article 2 of the UN Framework Convention for Climate Change.
- *“Between 1990 and the year 2000, reduce severe and moderate malnutrition among under-5 children by half”* which was agreed in New York in 1990 at the World Summit on Children.
- *“Halve by the year 2015 the proportion of the world’s people whose income is less than one dollar a day”* which was initially agreed in the Millennium Declaration in New York (18 September 2000) and subsequently became the headline Millennium Development Goal.
- *“By 2020, the rate of loss of natural habitats, including forests, is at least halved and where feasible brought close to zero, and degradation and fragmentation is significantly reduced”* which is Target 5 of the Aichi Biodiversity Targets agreed at the 10th meeting of the Conference of the Parties on the Convention on Biological Diversity, which took place in Japan in October 2010.

Features of the Global Poverty Goal

- **Object (Content of the Goal):** An action which results in a future global outcome by a specific date.
 - The incidence of poverty must be reduced by half in the world as a whole AND NOT the incidence of poverty must be reduced by half in each country
 - EXAMPLE Jan Vandemoortele. The MDGs misinterpreted as national targets rather than global targets. Countries cannot be said to be “off-track” if they are not reducing extreme poverty by half. They are collective targets. William Easterly “Why MDGs are unfair to Africa”. 80% to 40%, 20% to 10%, etc.
 - The global outcome pertains to a phenomenon which does not necessarily exist in all countries
- **Subject (Whose Goal):** All Member-States of the United Nations
- **Method of Creation:** After deliberation, through publicly expressed agreement by the Member-States of the UN. The agreement is common knowledge (Millennium Declaration)
 - Deliberation: Where does it come from?? How does it get there?

Effects of Agreeing Global Poverty Goal

- **Process (National Internalization):**
 - Donor countries strive to integrate reduction of extreme poverty in their foreign aid policies
 - Developing countries strive to integrate reduction of extreme poverty into their national development policies
 - All countries strive to ensure that their policies do not conflict with goal achievement
- **Process (New International Institutions):** Science-policy epistemic community created through the UN Millennium Project led by Jeffrey Sachs; linked to the Inter-agency UN Expert Group for the UN Millennium Project
- **Process (Adjustment of existing international regimes):** Efforts are made to ensure that existing international regimes do not conflict with goal achievement
- **Monitoring:** Statistical standardization through the UN Inter-agency and Expert Group on Millennium Development Goals Indicators; Monitoring of progress inter alia through annual Millennium Development Goals Report (UN), annual World Bank Global Monitoring Report, and UN MDG Gap Task Force Report (Goal 8)

US Secretary of State Henry Kissinger Addressing World Food Conference November 1974: Source FAO 70th Anniversary



“Today we must proclaim a bold objective — that within a decade no child will go to bed hungry, that no family will fear for its next day's bread, and that no human being's future and capacities will be stunted by malnutrition”.

World Food Conference, Rome, November 1974

- INTERNATIONAL HUMAN RIGHT DECLARED. Universal Declaration on the Eradication of Hunger and Malnutrition which proclaimed that stated that: “Every man, woman and child has the inalienable right to be free from hunger and malnutrition in order to develop fully and maintain their physical and mental faculties”.
- GLOBAL GOAL INCLUDED IN WORLD PLAN OF ACTION: “All Governments should accept the removal of the scourge of hunger and malnutrition...as the objective of the international community as a whole, and should accept the goal that within a decade no child will go to bed hungry, that no family will fear for its next day's bread, and that no human being's future and capacities will be stunted by malnutrition”

Current Theoretical Approaches (1)

- **Global Goals are Global Public Goods** (Inge Kaul, Todd Sandler, International Taskforce on GPGs)
 - Nonrivalry and non-excludability in consumption. A lighthouse whose benefits reach every country in the world and everyone everywhere.
 - Examples (Kaul, Grunberg, Stern): Ozone layer, climate, universal norms and principles (such as universal human rights), knowledge, internet infrastructure, peace, health, financial stability, free trade, freedom from poverty, environmental stability, equity and justice.
 - Publicness in provision – GPG provision require collective action; what incentives can make this work in the presence of all-pervasive free-riding and recurrent prisoner dilemmas, and tragedies of the commons?

Current Theoretical Approaches (2)

- **Global Goals are Norms** (Sakiko Fukuda-Parr)
 - “Global development goals **are informal norms that guide behaviour**. They define those priorities that are considered legitimate for states and other stakeholders in the international community to pursue, that deserve support from others and that can be used as standards against which performance can be evaluated and accountability demanded” (*Global Policy* January 2019)
 - “Global goals are **vehicles – or instruments – that convey norms**, rather than the norms themselves...Global goals serve to translate a norm from the language of words to that of numbers, coupled with setting time bound targets...Indicators are seemingly neutral but have deep effects on re-conceptualizing norms and shaping behaviour that are not always visible, articulated or benign”.
 - Her focus is MDGs and SDGs

New Theoretical Approach

- Global Goals are Collective Intentions
- MY DEFINITION: *“Global goals are agreement-based collective intentions of member-States of the United Nations to act together to achieve specific future global outcomes which protect and promote common interests and common values” (Gore 2019).*
- Global goals are not wishes, but intentions. An intention is a desire which an agent is committed to achieve through action.
- The agreement of global goals follows a structured process of collective deliberation which ends when member-States publicly signal their **commitment to cooperate** by striving separately and jointly to achieve them (not marriage vows but some kind of expectation/obligation for action).
- Global goals create **reasons for action** and initiate **means-ends reasoning** as well as **further deliberation** on goals to achieve goals

The Central Logic of the Practice of Global Goals

- A remedial practice in a global political order composed of states
- Each state has a sphere of domestic authority and is responsible for satisfying certain conditions for people within that sphere
- There are transnational problems/issues/ opportunities which affect people within the domestic sphere but which cannot be addressed by a single state acting alone
- There is no global political authority (supranational state)
- The transnational issues can only be addressed if states act together
- Agreeing global goals is a mechanism of global governance
- They establish areas which are in the common interest and a focal purpose for cooperation, and joint commitment to act together to achieve specific outcomes.

Three Types of Global Goal in History

- **Global Public Goods Goals** - Eradication of communicable diseases; avoiding dangerous climate change; halting the loss of biodiversity.
- **Rights Goals** – especially via Amartya Sen’s capability approach (Gore 2013)
 - ‘Rights goals’ are goals that are mapped on the outcomes which human rights seek to achieve.
 - Linear progress at a global level towards the goals entails progressive realization of the desired outcomes which are the object of those selected human rights.
 - Rights goals are not human rights as such because they are only concerned with the outcome aspect of rights and not concerned with the structural and process aspects of rights, which together are constitutive of making the desired outcomes the possible object of rights claims.
- **Distributive Justice Goals** – especially 1960s and 1970s. Reduce the income gap between developed and developing countries; promote a new international division of labour; equalize voice in international institutions

Section 2

Some Global Inequality Facts and Forecasts

Global Goals Require Global Facts

- **Global facts are facts which describe global outcomes.**
 - Nearly half the world's population (3.4 billion people) live on less than \$5.50 per day (World Bank 2018)
 - Safe carbon budget (under 2C+) is 565 gigatons (all fossil fuel burnt = 2795 gigatons)
- **Global facts are created through knowledge infrastructures and models**
 - Paul Edwards (2010) *A Vast Machine: Computer Models, Climate Data, and the Politics of Global Warming*
 - Making global data – standardizing data collection and communication; Making data global – building complete, coherent and consistent global data sets (**WIDER WIID**)
 - Infrastructural globalism – project to create global knowledge infrastructure, including an epistemic community, technical base and world-spanning network
- **Features of global facts**
 - They are scarce (only 93 Tier 1 SDG indicators out of 230)
 - They are **full of trouble** in the sense that they are endlessly disputed
 - Before you can create global facts, it is necessary to **think globally**
 - Global facts reinforce thinking globally and **global consciousness**
 - Global facts require **global explanations** (whatever they might be)

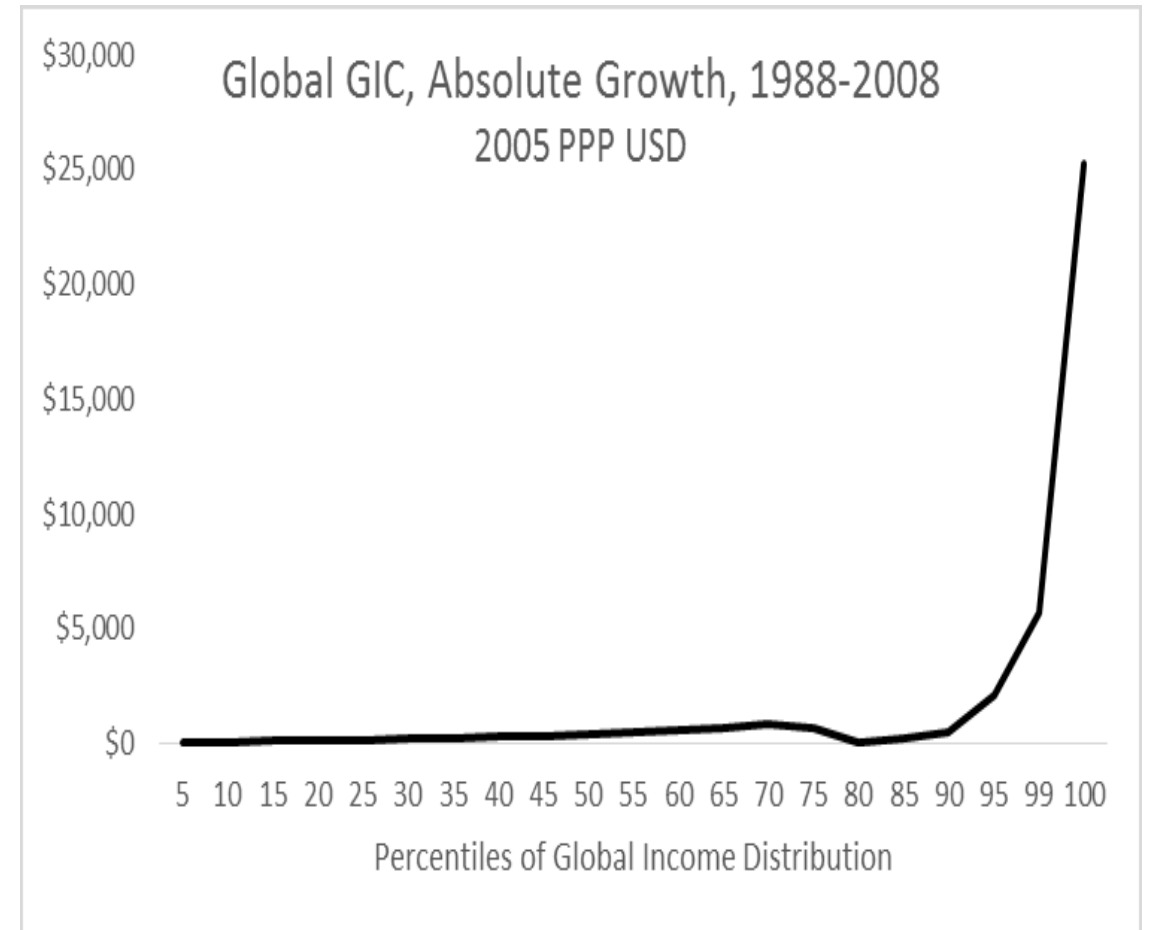
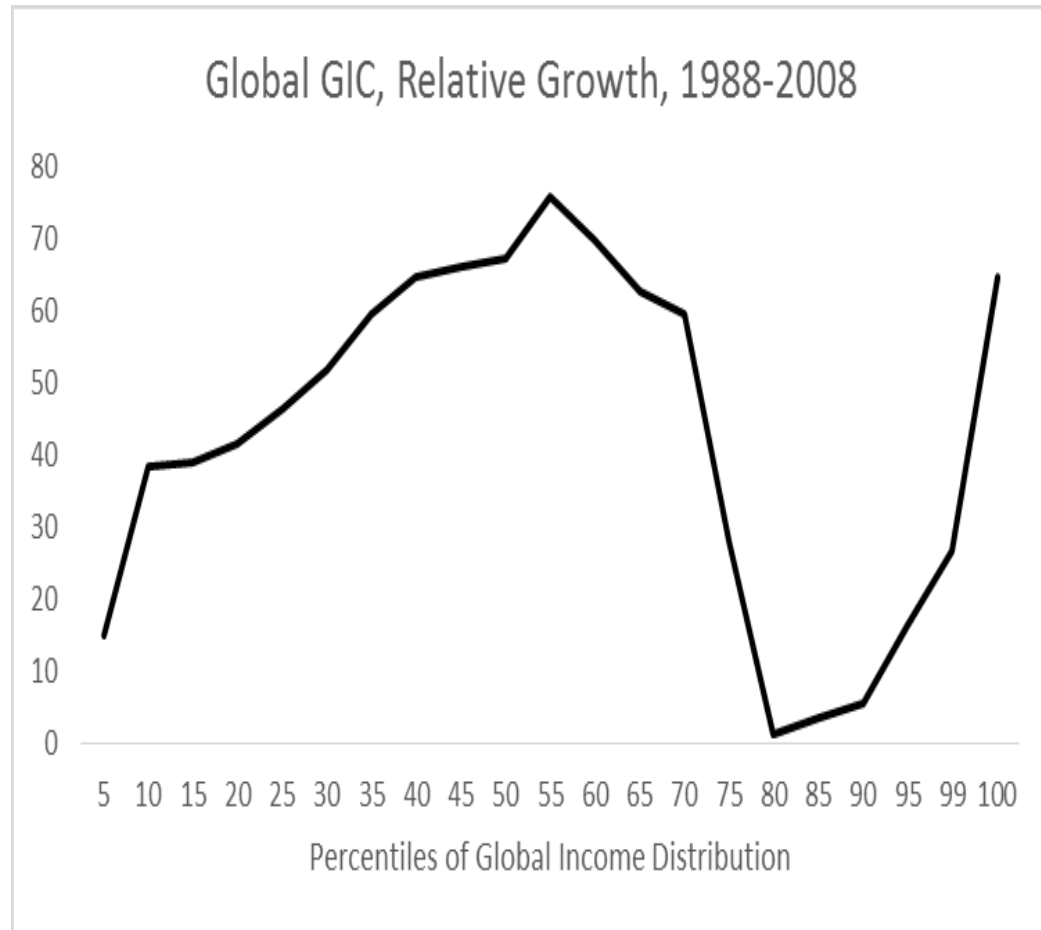
First Official Estimate of Income Disparities between Countries

McNamara Speech to Board of Governors, Manila, Oct. 1976

	Population Millions	Income per capita Constant 1975 US \$ (market prices)		
		1965	1975	1985
Poorest Nations (below \$200 per capita)	1200	130	150	180
Middle-income developing countries (above \$200 per capita).	900	630	950	1350
Developed Nations	700	4200	5500	8100

Absolute v. Relative: The Disappearing Elephant Graph

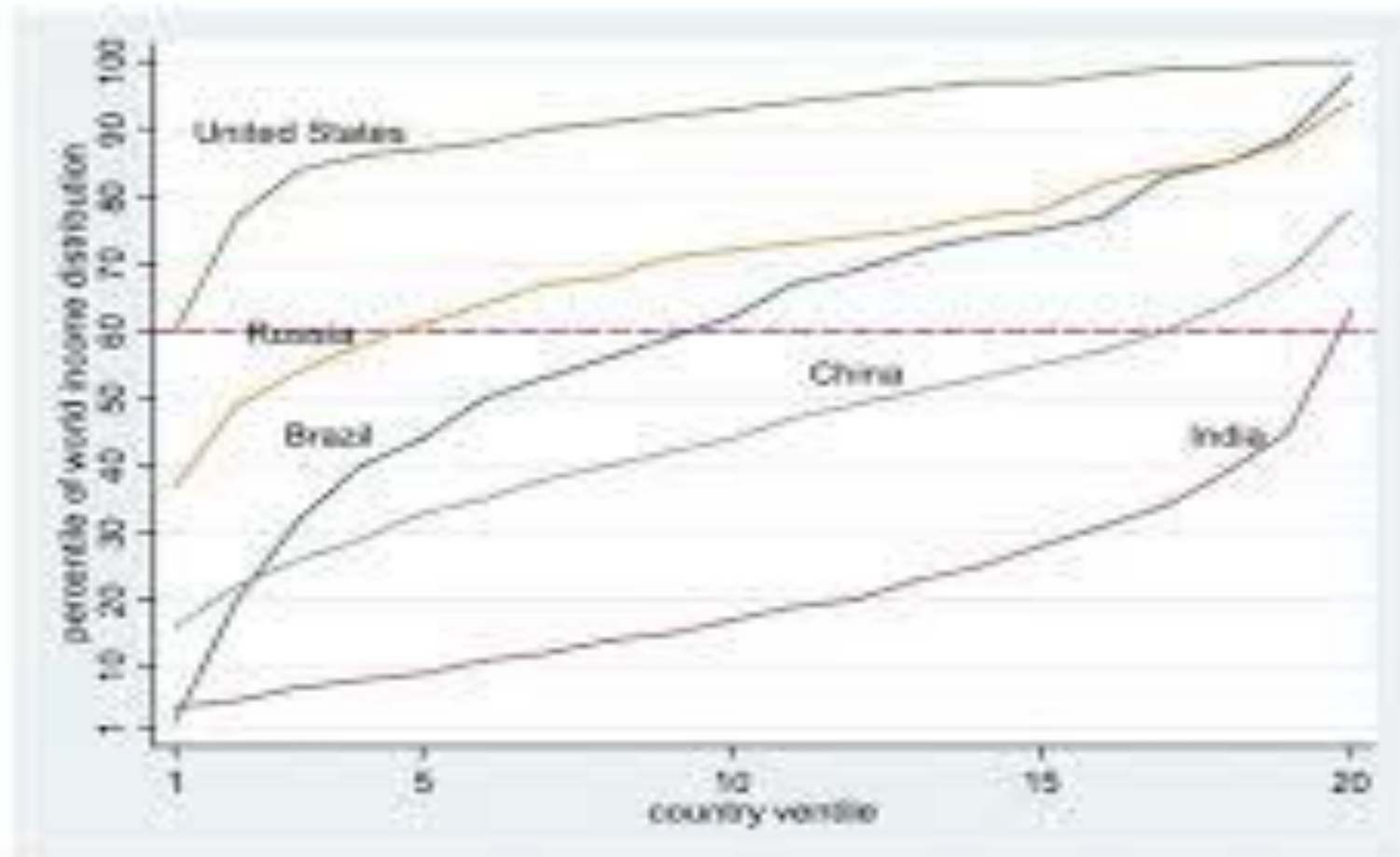
(Greenstein 2017, Ravallion 2018)



Milanovic: National and Global Income Distribution

Source: Milanovic 2013 (the line shows the global position of the poorest 5 per cent of the US population) from Washington Post “This chart might make you feel better about American inequality”

Figure 7. Different countries and income classes in global income distribution, 2005.



Note: The line drawn at y=60 shows the global position of the poorest 5% of the US population.

Stylized Facts on Global Income Inequality

1. Global income inequality greatly exceeds inequality within any individual country (latest Gini estimates range from 62 to 75)
2. In relative terms (e.g. Gini coefficient), global income inequality is declining [very] [slowly], but in absolute terms it is increasing dramatically (Nino-Zarazua, Roope and Tarp 2017).
3. Falling relative inequality is due to a combination of rising income inequality *within* countries and declining inequality *between* countries.
4. Declining inequality between countries is strongly influenced by China, and there is divergence amongst developing countries, with about 25, mostly highly aid-dependent LICs and mostly at the bottom, “stuck” (Sumner 2019).
5. Although there is rising income inequality within countries, about two-thirds of total global income inequality is still accounted for by inequality between countries. The ascriptive status of national identity is the most basic determinant of inequality in personal income in the world.

		Late 1980s	Late 2000s
Anand/Segal 2015 (1988→2005)	2005PPP without top incomes full sample	0.705	0.701
	2005PPP with top incomes full sample	0.726	0.727
	2005PPP without top incomes, common sample	0.721	0.698
	2005PPP without top incomes, common sample HFCE means	0.739	0.698
Lakner/Milanovic 2016 (1988→2008)	2005PPP without top income	0.722	0.705
	2011PPP without top incomes	0.694	0.670
	2005PPP with top incomes , balanced sample (upper estimate)	0.763	0.759
	2005PPP with top incomes , balanced sample (lower estimate)	0.751	0.725
Bourguignon 2016 (1990→2010)	2005PPP. Re-scaled by GDP per capita	0.703	0.623
Nino-Zarazua/Roope/Tarp 2017 (1985→2010)	2005PPP. Rescaled by GDP per capita	0.708	0.631
Edward/Sumner 2013 (1990→2010)	2005PPP Rescaled by HFCE, with China	0.691	0.667
	Same, without China	0.665	0.698

What does a Gini of 62-75, declining slowly, mean?

- “It is a 92-8 world”. If the whole income of the world is divided into two halves: the richest 8 per cent will take one half and the other 92 per cent will take another half. (Milanovic 2013).
- “It is a 75-21-4 world”. The richest 20 per cent receive 75 per cent of world income, the middle 40 per cent 21 per cent, and the poorest 40 per cent 4 per cent. Most unequal national societies 60:30:10. More equal national societies 40:40:20
- The poorest three-quarters of the world’s population get 20 per cent of the world income, the same as the richest 1.7 per cent (Milanovic 2013).
- In 2005, the richest 1% of the world population (65 million) had a total income a little more than 10 times that of the poorest 21% (1389 million) who were living on less than PPP\$1.25 per day (Anand and Segal 2015: 973).
- “44 per cent of the increase in global income between 1988 and 2008 went to the top 5% of the world population” Lakner and Milanovic (2016:15).

MAY 13, 2019

TIME

The World's Most Unequal Country

Johannesburg, South Africa, suburbs Primrose, left, and Makause

time.com

Decile Shares of Global Growth in an Interdependent World

Income Group	Decile Share of Global Income Growth 1980-2016 (%) World Inequality Report 2018 Table 2.1.2	Decile Share of Global Consumption Increase 1993-2001 (%) Edwards 2006 Table 8
World Population	100	100
Bottom 50%	12	9.5
Middle 40%	31	44.4
Top 10%	57	46.1
Of which: Top 1%	27	
Of which: Top 0.1%	13	

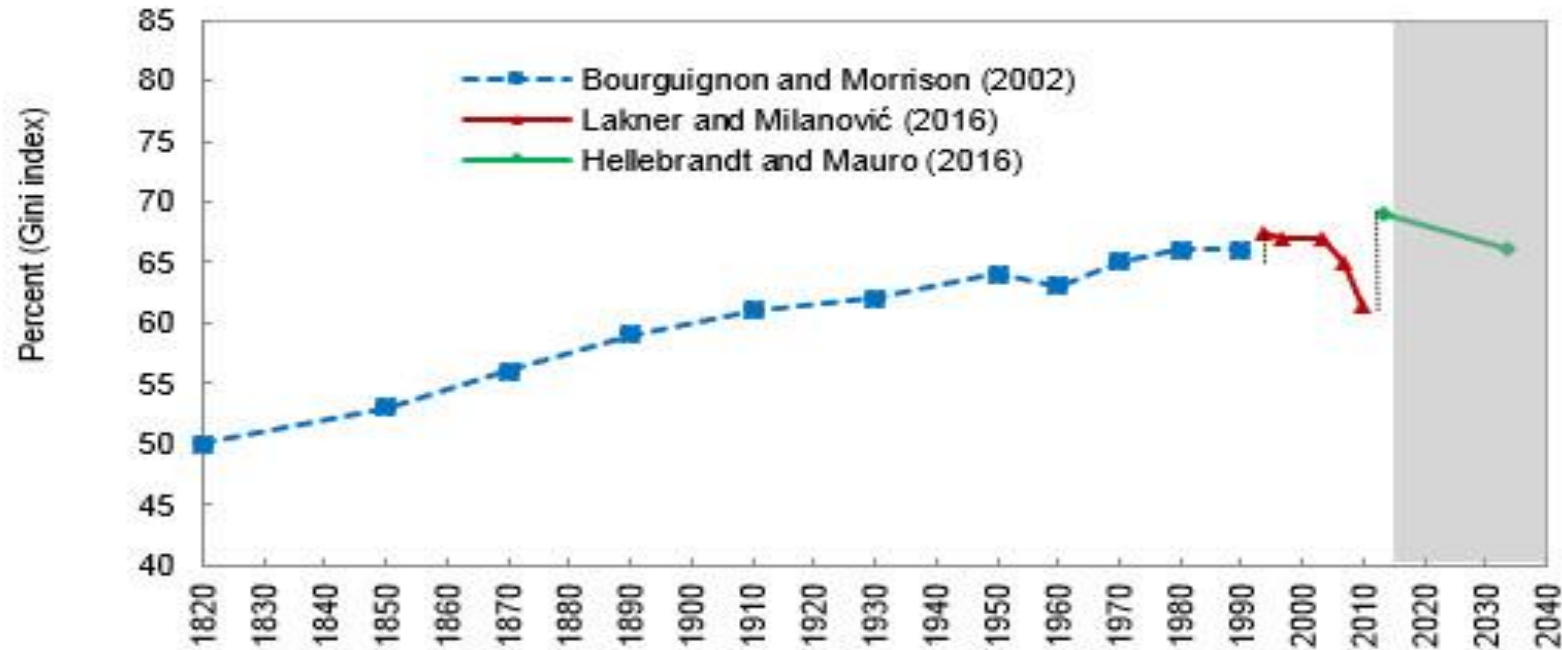
Global Carbon Inequality

Income Group	Share of Global Income 2005 Milanovic 2012 Table 5	Share of Household Consumption-related Direct and Indirect Global GHG Emissions 2010 Hubacek et al. 2017 Figure 1	Share of Consumption-Based Global GHG Emissions 2013 Chancel and Piketty 2015 Figure 7
World Population	100	100	100
Bottom 50%	6.5	15	13
Middle 40%	37.9	50	42
Top 10%	55.5	36	45

Is Global Income Inequality an Inverted-U Curve?

Source: Victor Gaspar IMF Presentation of Fiscal Monitor 2017

Figure 2. Global Income Inequality Declining in Contrast with the Past



Source: IMF, Fiscal Monitor, October 2017; Bourguignon and Morrison (2002); Hellebrandt and Mauro (2016); and Lakner and Milanović (2016).

Note: Several factors account for the discontinuity across the series. Bourguignon and Morrison (2002) use estimates of GDP per person provided by Angus Madison, who used indexes of purchasing power parity (PPP) referencing the year 1990. Lakner and Milanović (2016) and Hellebrandt and Mauro (2016) use 2011 as base year. Hellebrandt and Mauro (2016) adjusts the data for increases in self-employment income and income from top earners to reconcile differences between income and consumption data from household surveys and mean values from national accounts. Still there is ample consensus that global inequality increased up to the 1980s, and started declining somewhat towards the end of the XX century. That trend is projected to continue.

Forecasts of Future Global Income Distribution

	Assumptions/Year	2003	2005	2013	2030	2035	2050
Hillebrand 2008 Table 7	Golden Age plus Same national inequality		0.634				0.610
	Golden Age plus Lower national inequality		0.634				0.593
	Golden Age plus Higher national inequality		0.634				0.623
	Past 25-year trends		0.634				0.708
Bussolo et al. 2010			0.672		0.626		
Hillebrandt and Mauro 2015	Baseline Dev.ing and emerging econ.s 3.8 per cent ave. GDP growth per capita p.a. Advanced economies 1.8% National Ginis same in all countries	0.687		0.649		0.613	
	Reversion to mean, plus national Ginis unchanged	0.687		0.649		0.642	
	Rapid growth China and India	0.687		0.649		0.627	
	Baseline plus 6.3 point increase to each national Gini	0.687		0.649		0.649	
Rugoor and van Marrewijk 2015 Figure 5	Baseline. National Ginis unchanged (eyeballed)		0.650		0.605		0.620

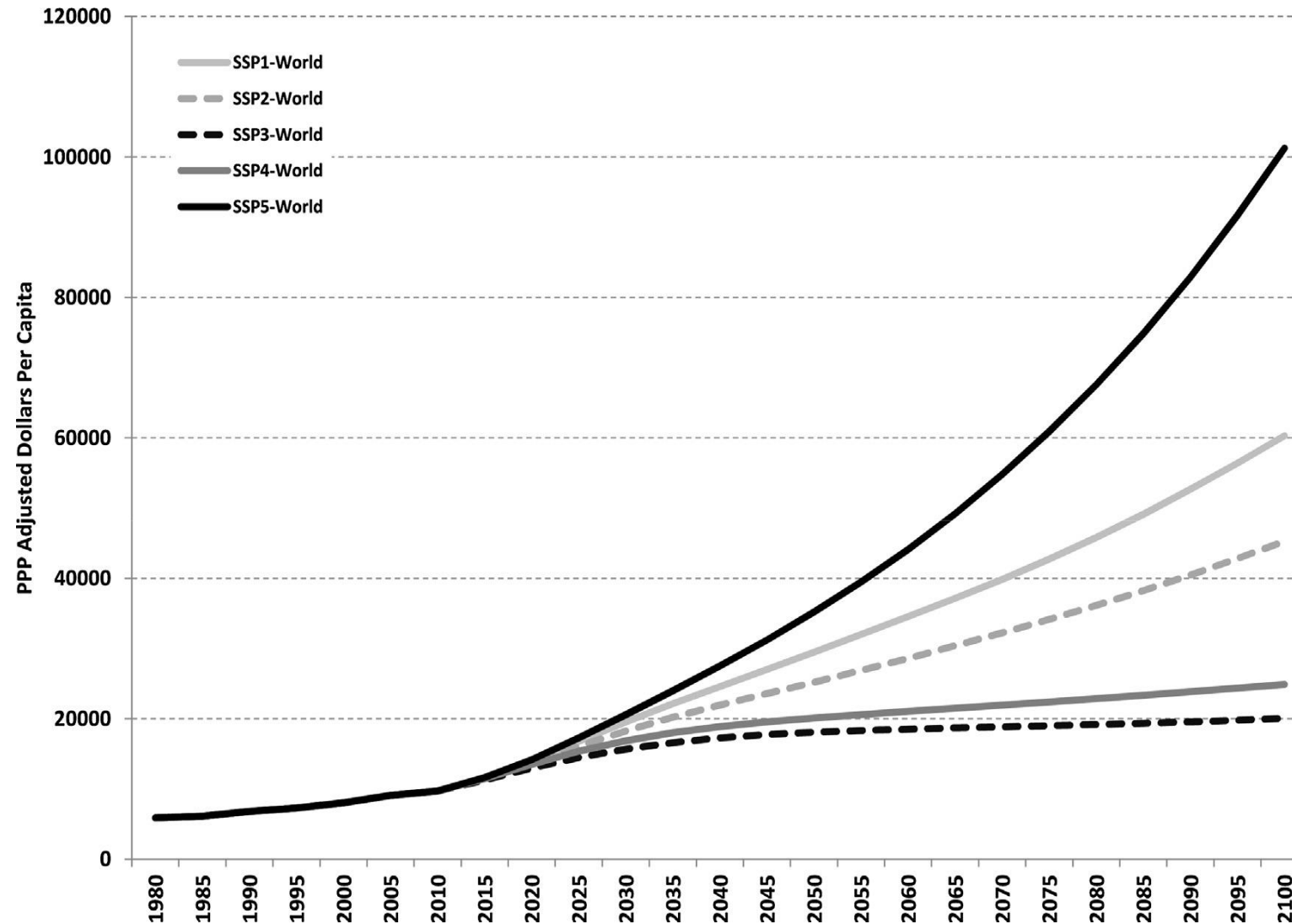
Inter-country Income Projections

Source: World Bank Global Economic Prospects 2007

GDP per capita (constant 2000 PPP \$)	2005	2030 Baseline (3.1% p.a. GDP per capita growth in developing counties)	2030 Low growth scenario (1.9 % GDP per capita growth in developing countries)
A: Developing Countries	4800	12200	9150
B: High-Income Countries	29000	54000	54000
B minus A: Gap	24,200	41,800	44850
A/B Percentage	16	23	17
China (China/B %)	19	42	
South Asia	10	14	
Latin America	20	20	
MENA	25	25	
SSA	5	5	

Shared Socio-economic Pathways

Projections of World Per Capita Income (Cuaresma 2017 Fig.1)



SSP1. Open, globalized economy, rapid technological change, low pop. Growth, high education, green growth. (2010 – 6.9B, 2050 - 8.5B, 2100 - 6.9B)

SSP2. Business as usual (2050- 9.2B, 2100 - 9.0B).

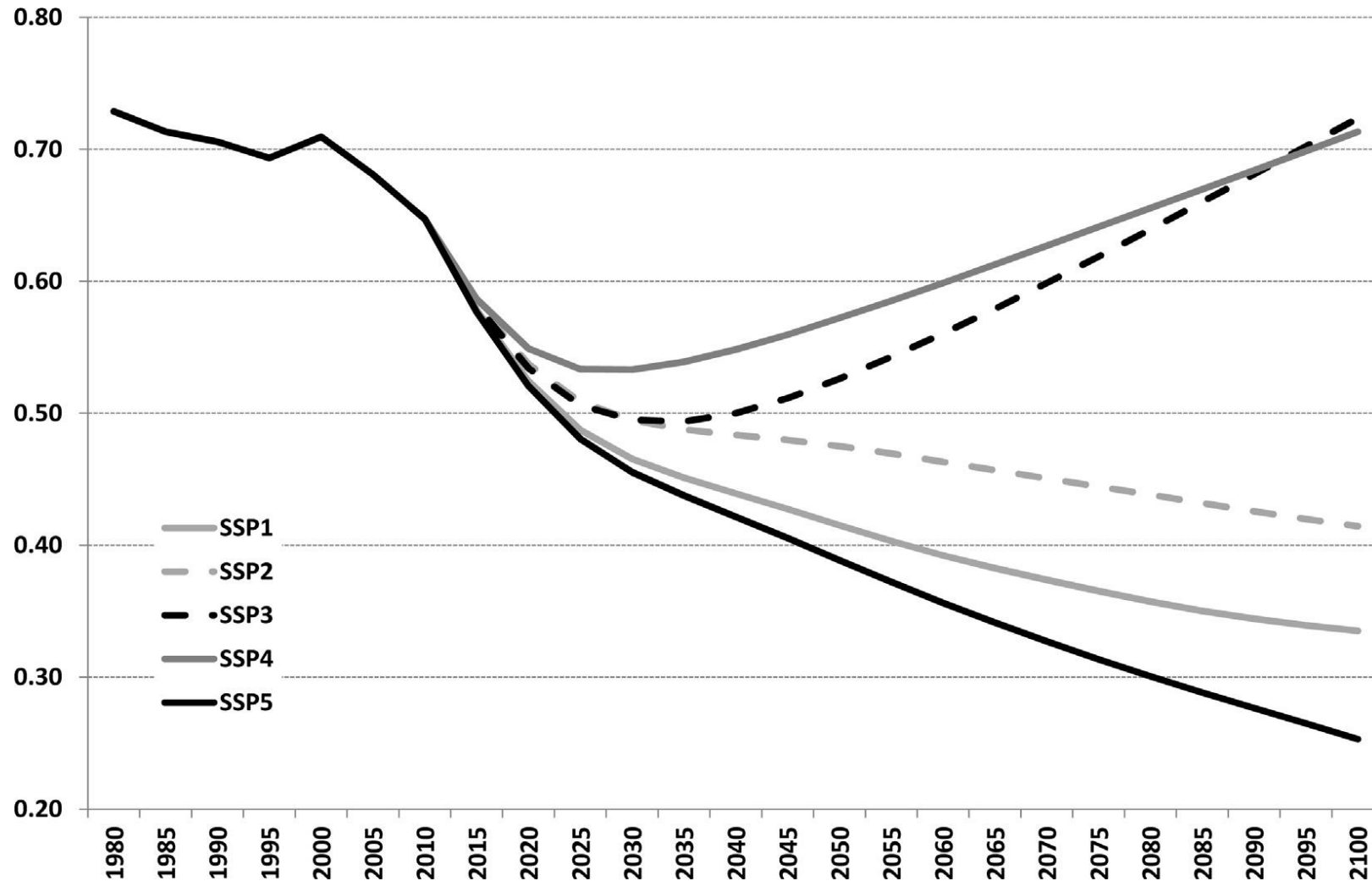
SSP3. Fragmentation, emergence of regional blocs deglobalization, high population growth, low international cooperation, unmitigated emissions (2050- 10.0B, 2100 - 12.6B)

SSP4. Highly unequal world within and between countries. Small rich global elite controls governance and globalization in their interests, majority poor face major adaptation challenges (2050 - 9.1B, 2100 - 9.3B)

SSP5. Conventional, fossil-fuel based development (8.6B, 7.4B)

SSP Projections of Between-Country Income Inequality(Cuaresma 2017 Fig.2)

Population-weighted Gini coefficient of average income between countries



SSP4 World Income Distribution 2100 (Calvin et al. 2017, from table 1)

	High-income countries	Middle-income countries	Low-income countries
Population (billions)	0.9	2.0	6.4
GDP per capita (2005 PPP \$)	123,244	30,937	7,388

Projections of Level of Educational Attainment by Region and SSP, Female Population Aged 20-39, Percentage (Samir and Lutz 2017)

		SSP1				SSP4			
		No Educ.	Primary	Secondary	Tertiary	No Educ.	Primary	Secondary	Tertiary
WORLD	2010	15	21	49	15	15	21	49	15
	2050	2	8	43	47	28	24	33	16
AFRICA	2010	32	31	31	6	32	31	31	6
	2050	3	14	47	36	40	32	21	8
EUROPE	2010	0	5	67	28	0	5	67	28
	2050	0	1	38	61	4	5	64	27

Section 3: The Logic of SDG 10

A “Counter-Factual”

HOW COULD ONE OPERATIONALIZE
“REDUCING INEQUALITY WITHIN AND
BETWEEN COUNTRIES” ??????

????????????

Elements to Consider

- The global outcome for inequality reduction as a global goal is reducing global income inequality
- Targets can focus on components of global income inequality
 - National income inequality
 - International income inequality
- Or targets can focus on segments of the global income distribution
 - The global poor (the poorest 40 per cent of the world population)
 - The global middle class (defined by income deciles, for example, the middle 50 per cent, or by income thresholds)
 - The global rich (the top 10 per cent, the top 1 per cent)

Background Considerations

- “Can we argue that there is a world community whose members are all entitled to certain kinds of equal treatment?” (David Miller 1999)
- The right to equal economic opportunities is a common value in the UN Charter (Dag Hammarskjold, 17 August 1961)
- Methodological nationalism is no longer a tenable justification for *not* addressing international inequalities (Rawls Law of Peoples argument not tenable).
- Global inequality matters for both direct and derivative reasons (Charles Beitz 2001).
 - the association of social inequalities with material deprivation; their association with humiliation, which undermines a person’s dignity and self-respect and the capacity for individual agency; their association with the abridgement of individual liberty; the way that inequalities leads to procedural unfairness because it disrupts the conditions on which the fairness of many processes (like most competitions) take place
 - the association of social inequalities with environmental unsustainability.
- The global sustainability challenge changes everything (particularly with planetary boundaries)

Some Propositions

- There is **no reason** why national income inequality within countries should be considered as a global goal except...
- Reducing national income inequality **between groups** – reducing horizontal inequalities – should be a global goal.
- **Reducing international income inequality should be considered a global goal.**
- **International regimes** for trade, finance, technology, migration and climate change should be designed in such a way that they do not increase national or international income inequality, and if possible contribute to reducing inequality with and between countries
- Particular attention should be paid to regime design which enables the poorest countries to escape the **low-income poverty trap**.
- Particular attention should be paid to regime design which enables middle-income countries to avoid **the middle-income trap**
- The carbon/ecological footprint of the global rich (top 10%) should be reduced.

Section 4

The Nature and Logic of SDG 10

SDG 10 Zero Draft 2nd June 2014

Reduce inequality among social groups within countries:

10.1 by 2030 eliminate discriminatory laws, policies and practices

10.2 achieve and sustain income growth of the bottom 40% of the population that is higher than the national average through 2030

10.3 by 2030 reduce [inequalities of opportunity and outcome among social groups, including economic, social, and environmental inequalities](#)

10.4 work towards [reversing the decline of the share of labour income in GDP](#) where relevant

10.5 empower and promote the social and economic inclusion of the poor, the marginalized and people in vulnerable situations, including indigenous peoples, women, minorities, migrants, persons with disabilities, older persons, children and youth

10.6 promote and respect [cultural diversity](#)

10.7 ensure the availability of high-quality, timely and disaggregated data to ensure monitoring of progress for marginalized groups and people in vulnerable situations

International actions to reduce inequalities among nations:

10.8 [establish measures at global level to reduce inequality among countries](#)

10.9 promote strong international institutions, including through the conclusion of reforms for increasing effective and [democratic participation of developing countries in international financial institutions](#)

10.10 improve regulation of global financial markets and institutions and strengthen their implementation

10.11 facilitate greater international mobility of labour while mitigating brain drain

10.12 assist developing countries in attaining [long term debt sustainability through coordinated policies aimed at fostering debt financing, debt relief and debt restructuring](#)

SDG10 Targets

10.1 By 2030, progressively achieve and sustain income growth of the bottom 40 per cent of the population at a rate higher than the national average

10.2 By 2030, empower and promote the social, economic and political inclusion of all, irrespective of age, sex, disability, race, ethnicity, origin, religion or economic or other status

10.3 Ensure equal opportunity and reduce inequalities of outcome, including by eliminating discriminatory laws, policies and practices and promoting appropriate legislation, policies and action in this regard

10.4 Adopt policies, especially fiscal, wage and social protection policies, and progressively achieve greater equality

10.5 Improve the regulation and monitoring of global financial markets and institutions and strengthen the implementation of such regulations

10.6 Ensure enhanced representation and voice for developing countries in decision-making in global international economic and financial institutions in order to deliver more effective, credible, accountable and legitimate institutions

10.7 Facilitate orderly, safe, regular and responsible migration and mobility of people, including through the implementation of planned and well-managed migration policies

10.a Implement the principle of special and differential treatment for developing countries, in particular least developed countries, in accordance with World Trade Organization agreements

10.b Encourage official development assistance and financial flows, including foreign direct investment, to States where the need is greatest, in particular least developed countries, African countries, small island developing States and landlocked developing countries, in accordance with their national plans and programmes

10.c By 2030, reduce to less than 3 per cent the transaction costs of migrant remittances and eliminate remittance corridors with costs higher than 5 per cent

SDG10 Indicators

10.1.1 Growth rates of household expenditure or income per capita among the bottom 40 per cent of the population and the total population

10.2.1 Proportion of people living below 50 per cent of median income, by sex, age and persons with disabilities

10.3.1 Proportion of population reporting having personally felt discriminated against or harassed in the previous 12 months on the basis of a ground of discrimination prohibited under international human rights law

10.4.1 Labour share of GDP, comprising wages and social protection transfers

10.5.1 Financial Soundness Indicators

10.6.1 Proportion of members and voting rights of developing countries in international organizations

10.7.1 Recruitment cost borne by employee as a proportion of yearly income earned in country of destination

10.7.2 Number of countries that have implemented well-managed migration policies

10.a.1 Proportion of tariff lines applied to imports from least developed countries and developing countries with zero-tariff

10.b.1 Total resource flows for development, by recipient and donor countries and type of flow (e.g. official development assistance, foreign direct investment and other flows)

10.c.1 Remittance costs as a proportion of the amount remitted

The Logic of SDG 10

(1. Existence as an Independent Goal)

The moral foundation of the 17 SDGs is the idea of “leaving no-one behind”.

Questions are:

- Is “leaving no-one behind” sufficient for global fairness?
- Is “leaving no-one behind” possible in a world in which the bottom 50 per cent get 10 per cent of global growth?
- Is “leaving no-one behind” and global sustainability both possible without addressing global inequality?

Making Inequality Reduction a freestanding SDG is the logical step if the answer to any of these questions is “No!”

The Logic of SDG 10 (2. Content)

- In terms of reducing inequality within countries there is a greater concern for inequality between groups (horizontal inequality) than inequality between individuals
- In terms of reducing international inequality, there is a focus on international inequality of opportunity which is expressed in terms of:
 - Attention to problems of LDCs and geographically disadvantaged countries
 - Focus on migration
- There is a focus on international regimes as a key mechanism for reducing inequality, particularly finance, trade and voice in international institutions.
- Functional distribution of income, in terms of labour share, is identified as a common concern.
- Target 10.1 is a norm not a global goal. It should have been placed within the SDG poverty goal as the income share target in the MDGs
- Indicators are very poorly specified and not time-specific but 50 per cent of the median serves as a measure of unacceptable disadvantage for one of the targets

Conclusions

- In the 1970s when global poverty goals were first proposed, people talked about their introduction as part of a Global Fairness Revolution. The challenge of global sustainability requires a new Global Fairness Revolution which extends beyond poverty reduction as a global goal to encompass income reduction as a global goal.
- Although SDG 10 is poorly specified, its existence as a free-standing global goal for inequality reduction is important, and its agreed content indicates a common concern amongst members States of the United Nations for (i) horizontal inequalities between groups within countries, (ii) international inequality of opportunity, (iii) the functional distribution of income (labour share), and (iv) the role of international regimes, particularly for finance, trade and voice in international institutions, in promoting or reducing inequality.
- Global goals initiate and focus public deliberation. SDG 10 should not be seen as the “last word” but rather the “first word” and the basis for further deliberation. The July 2019 High-Level Political Forum on Sustainable Development is an opportunity for this.
- Like climate change and biodiversity loss, the international cooperation associated with “Reducing inequality within and between countries” is complex and disputed. A useful step forward could be to create an inter-governmental science-policy platform on global inequality.
- With the globalization of expectations without the globalization of opportunity, are current and projected levels of global inequality, like global warming, becoming “dangerous”, i.e. not socially sustainable?

Thank You

